

Scaled data based on original data using
LM-79-08 Approved Method: Electrical and Photometric Measurements of Solid-
State Lighting Products

Test Report Prepared for
Cooper Lighting Solutions
(formerly Eaton)

Brand: McGRAW-EDISON

Report Number: P385883

Luminaire Tested: **GWC-SA1C-727-U-SL3**

Issue Date: 3/3/2020

Test Information

Test Method: LM-79-08
Report Number: P385883
TEST IS SCALED FROM IESNA LM-79-08 TEST DATA (G2-1903-205-22)
Test Lab: INNOVATION CENTER
Issue Date: 3/3/2020
Manufacturer: COOPER LIGHTING SOLUTIONS (FORMERLY EATON)
Product Line: MCGRAW-EDISON
Catalog Number: GWC-SA1C-727-U-SL3
Description: GALLEON WALL LUMINAIRE
(1) 70 CRI, 2700K, 1050mA LIGHTSQUARE WITH 16 LEDS AND TYPE III SPILL
LIGHT ELIMINATOR OPTICS
Light Source: -
Ballast/Driver: ELECTRONIC DRIVER

Summary

Lumens per Lamp: N/A
Luminaire Lumens: 6318 lumens
Efficiency: N/A
Efficacy: 107.1 lumens/watt
Luminous Opening: Rectangular (W 0.5' x L: 0.5' x H: 0')
IES Classification: Type III - Medium
BUG Rating: B1 - U0 - G2

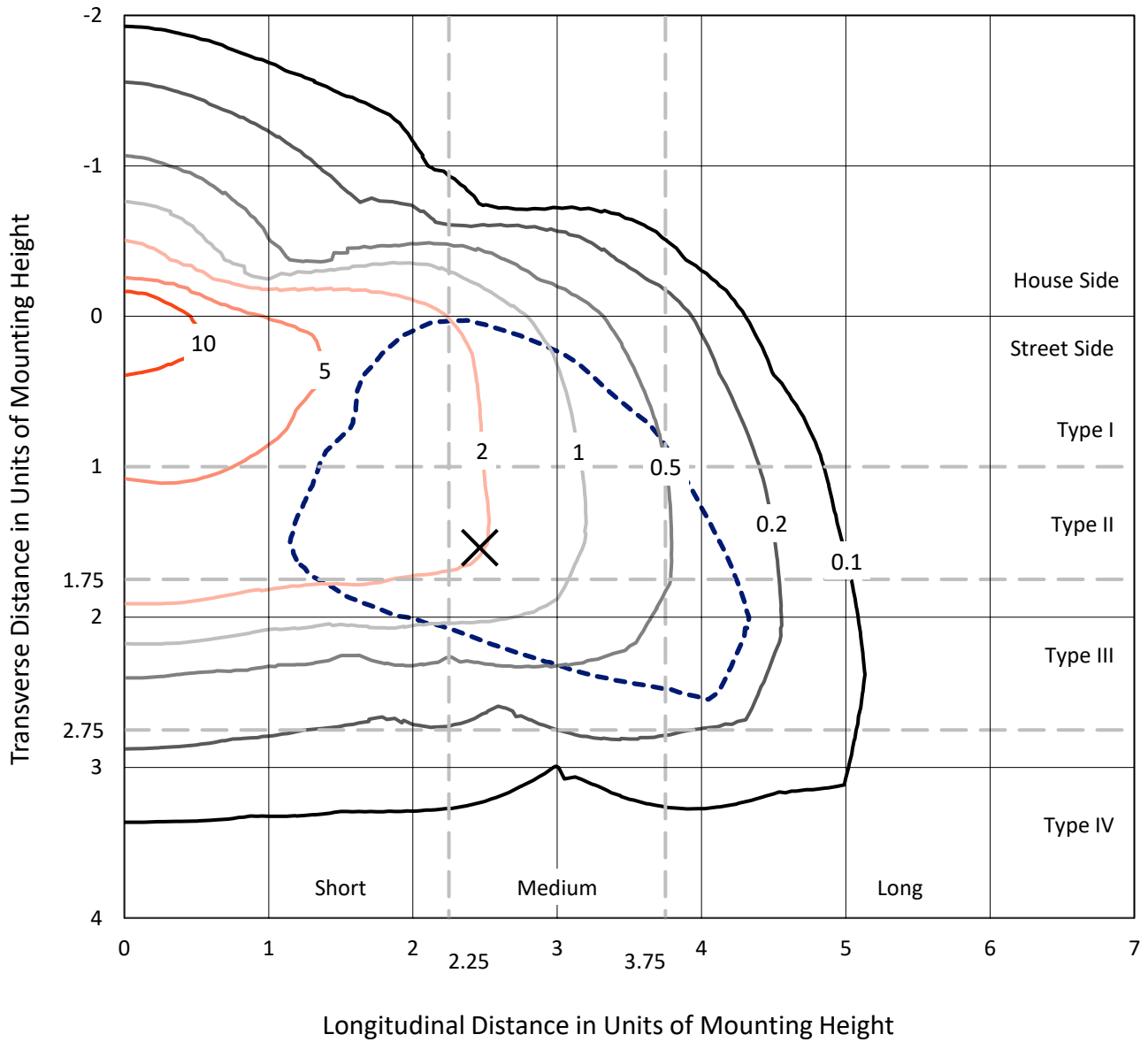
Input Watts (W): 59
Input Voltage (V): NR
Input Current (A_{in}): NR
Voltage Rise (V): NR
Power Factor: NR
Total Harmonic Distortion (THDi): NR
Frequency (hertz): 60
Stabilization Time: NR
Operation Time: NR
Ambient Temperature (°C): NR
Test Distance: 24 FT



REPORT NUMBER: P385883
 CATALOG NUMBER: GWC-SA1C-727-U-SL3

Iso-Footcandle Lines of Horizontal Illumination

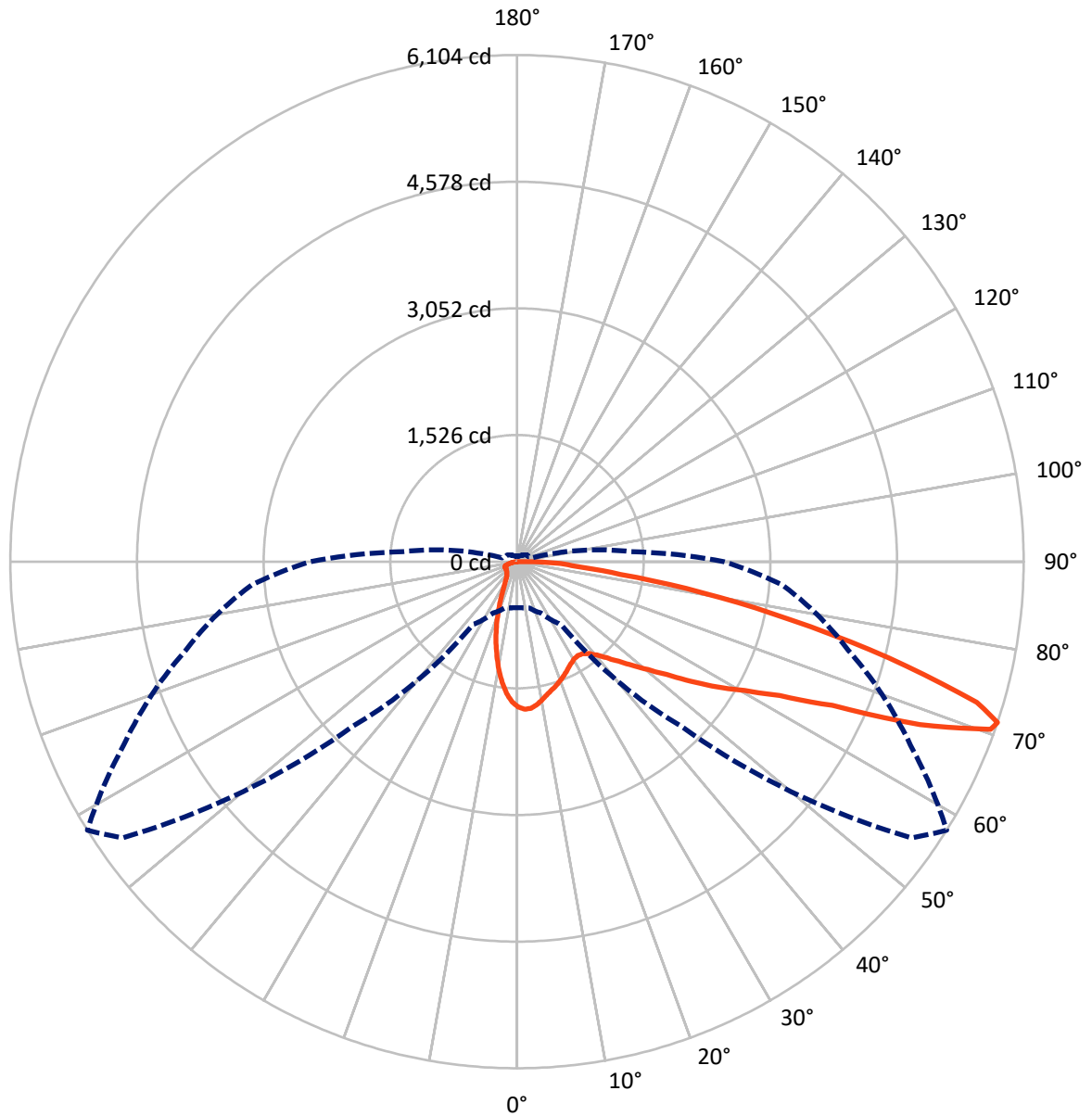
✕ Max cd
 - - - 1/2 Max cd



Based on 10 foot mounting height. Maximum calculated value = 17.5 fc
 Type III - Medium - N/A

REPORT NUMBER: P385883
CATALOG NUMBER: GWC-SA1C-727-U-SL3

Luminous Intensity Polar Plot



— Vertical Plane Through 58-Deg Lateral - - - Horizontal Cone Through 71-Deg Vertical

REPORT NUMBER: P385883

CATALOG NUMBER: GWC-SA1C-727-U-SL3

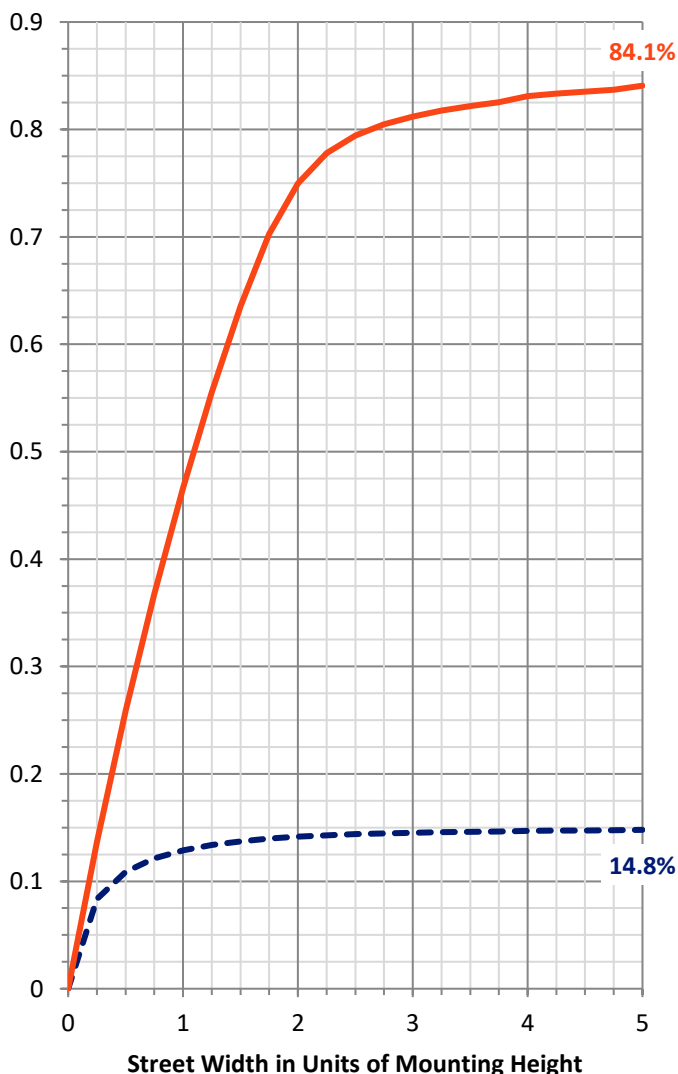
FLUX DISTRIBUTION:

		Downward	Upward	Total
House Side	Lumens	944.6	0.0	944.6
	% Fixture	15.0	0.0	15.0
Street Side	Lumens	5373.4	0.0	5373.4
	% Fixture	85.0	0.0	85.0
Total	Lumens	6318.0	0.0	6318.0
	% Fixture	100.0	0.0	100.0

ZONAL LUMENS:

Zone	Lumens	% Fixture
0°-10°	151.0	2.4
10°-20°	335.8	5.3
20°-30°	426.8	6.8
30°-40°	543.6	8.6
40°-50°	770.9	12.2
50°-60°	1193.0	18.9
60°-70°	1624.1	25.7
70°-80°	1083.4	17.1
80°-90°	189.4	3.0
90°-100°	0.0	0.0
100°-110°	0.0	0.0
110°-120°	0.0	0.0
120°-130°	0.0	0.0
130°-140°	0.0	0.0
140°-150°	0.0	0.0
150°-160°	0.0	0.0
160°-170°	0.0	0.0
170°-180°	0.0	0.0
0°-90°	6318.0	100.0
0°-180°	6318.0	100.0

Coefficient of Utilization



REPORT NUMBER: P385883

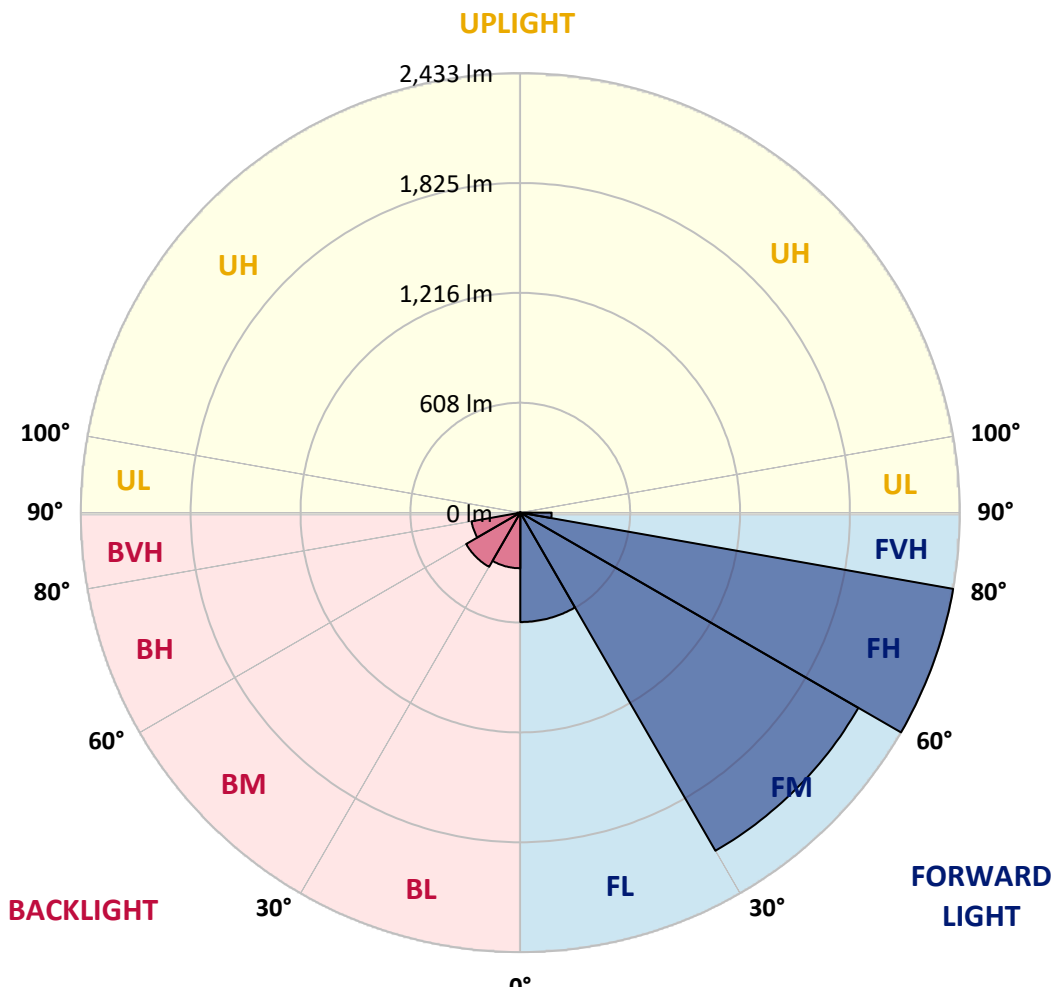
CATALOG NUMBER: GWC-SA1C-727-U-SL3

LUMINAIRE CLASSIFICATION SYSTEM LUMEN TABLE AND BUG RATING:

Zone	Lumens	% Fixture	Zone Rating/Lumen Limit		
			B	U	G
FL (0°-30°)	605.7	9.6			
FM (30°-60°)	2161.1	34.2			
FH (60°-80°)	2433.0	38.5			G2/5000
FVH (80°-90°)	173.7	2.7			G2/225
BL (0°-30°)	307.9	4.9	B1/500		
BM (30°-60°)	346.4	5.5	B1/1000		
BH (60°-80°)	274.5	4.3	B1/500		G1/500
BVH (80°-90°)	15.7	0.2			G1/100
UL (90°-100°)	0.0	0.0		U0/0	
UH (100°-180°)	0.0	0.0		U0/0	

BUG Rating: B1-U0-G2

Type III Medium





REPORT NUMBER: P385883

CATALOG NUMBER: GWC-SA1C-727-U-SL3

CANDELA DISTRIBUTION (FULL):

	0°	5°	15°	25°	35°	45°	55°	58°	65°	75°	85°
0°	1750.5	1750.5	1750.5	1750.5	1750.5	1750.5	1750.5	1750.5	1750.5	1750.5	1750.5
2.5°	1796.9	1794.5	1795.4	1793.6	1789.5	1785.3	1779.1	1780.2	1771.6	1758.9	1743.0
5°	1763.1	1762.2	1768.8	1772.5	1775.6	1773.2	1771.4	1773.6	1761.1	1743.5	1716.0
7.5°	1692.0	1682.3	1690.6	1703.2	1715.1	1724.1	1736.0	1737.5	1729.6	1711.1	1675.0
10°	1591.0	1581.7	1594.0	1613.6	1637.4	1659.0	1682.9	1687.3	1688.9	1672.2	1628.4
12.5°	1486.2	1479.2	1491.5	1519.0	1558.4	1591.6	1629.9	1636.5	1650.2	1638.9	1585.2
15°	1392.4	1389.8	1404.8	1431.8	1477.2	1528.0	1583.2	1595.4	1618.5	1614.7	1551.6
17.5°	1311.5	1310.8	1322.2	1350.6	1400.8	1465.1	1536.8	1557.3	1591.6	1596.0	1523.8
20°	1251.1	1249.8	1257.8	1278.7	1330.4	1403.2	1486.6	1514.8	1564.3	1579.7	1495.2
22.5°	1218.8	1218.6	1218.8	1228.7	1271.0	1338.7	1437.8	1472.1	1537.7	1566.7	1463.5
25°	1213.3	1212.6	1207.8	1206.7	1230.7	1284.8	1389.4	1427.2	1512.4	1557.7	1433.4
27.5°	1227.6	1228.5	1222.1	1211.8	1216.6	1249.4	1347.3	1387.8	1492.1	1556.0	1412.5
30°	1257.3	1256.9	1251.4	1240.6	1231.1	1236.2	1317.4	1357.9	1478.5	1563.7	1398.2
32.5°	1290.1	1292.5	1291.4	1285.5	1271.4	1251.1	1308.4	1348.0	1474.5	1582.1	1392.0
35°	1329.5	1332.1	1340.1	1344.7	1328.2	1295.6	1327.7	1362.1	1486.0	1616.9	1401.9
37.5°	1366.9	1373.7	1396.0	1415.5	1401.5	1365.2	1379.2	1403.7	1521.4	1671.7	1428.5
40°	1410.0	1416.0	1452.3	1493.9	1491.7	1454.1	1462.2	1478.5	1583.9	1750.3	1476.7
42.5°	1452.5	1464.4	1517.0	1576.0	1592.9	1559.7	1572.7	1581.3	1671.9	1854.4	1560.8
45°	1509.1	1521.8	1594.9	1666.0	1705.6	1686.9	1707.6	1710.9	1782.6	1996.1	1682.9
47.5°	1594.7	1609.2	1694.4	1769.0	1829.5	1831.5	1865.6	1864.3	1920.8	2158.3	1836.8
50°	1728.1	1749.0	1818.7	1888.5	1962.0	2002.9	2048.5	2042.1	2086.6	2331.1	2013.9
52.5°	1902.8	1912.5	1964.2	2015.7	2107.0	2198.8	2264.2	2258.5	2274.5	2508.7	2215.1
55°	2083.9	2091.2	2112.5	2140.7	2263.5	2413.2	2551.4	2542.4	2501.6	2693.1	2413.8
57.5°	2246.8	2261.5	2276.3	2287.9	2421.1	2637.2	2845.2	2845.8	2748.1	2892.1	2619.2
60°	2272.1	2285.1	2382.6	2474.6	2690.7	2936.1	3159.7	3153.1	3003.2	3108.0	2848.0
62.5°	2008.4	2037.7	2200.6	2445.3	2950.4	3482.8	3560.9	3552.7	3308.2	3374.0	3114.6
65°	1439.3	1472.5	1669.1	2036.8	2824.5	4085.1	4284.9	4175.3	3724.2	3701.3	3426.6
67.5°	830.4	838.3	923.5	1218.8	2150.6	4116.6	5389.5	5236.1	4370.1	4072.6	3579.4
70°	614.0	613.8	634.0	750.0	1163.8	3359.7	5914.8	6052.4	5050.2	4194.7	3363.5
71°	555.3	555.9	578.6	682.7	921.7	2812.2	5803.3	6104.3	5229.3	4134.4	3207.2
72.5°	474.9	477.1	508.6	612.3	775.3	1939.3	5322.6	5792.7	5314.2	3985.6	2962.7
75°	360.3	365.3	408.9	516.1	708.7	983.5	3906.4	4625.6	4720.9	3516.9	2201.5
77.5°	257.1	262.8	312.1	434.0	673.7	741.2	2616.1	3374.0	3474.2	2253.8	993.0
80°	162.4	169.2	206.4	345.3	632.9	703.8	1644.0	2267.9	1894.4	721.2	252.7
82.5°	95.3	100.6	128.1	225.6	517.0	677.8	967.2	1257.1	737.3	217.9	114.9
85°	55.2	57.7	79.9	143.7	375.5	639.8	710.6	702.7	320.0	106.5	54.4
87.5°	25.7	28.6	47.3	75.0	208.4	463.7	561.6	485.3	199.0	50.0	25.5
90°	0.0	0.0	0.0	0.0	0.0	0.0	0.0	0.0	0.0	0.0	0.0



REPORT NUMBER: P385883

CATALOG NUMBER: GWC-SA1C-727-U-SL3

CANDELA DISTRIBUTION (continued):

	90°	95°	105°	115°	125°	135°	145°	155°	165°	175°	180°
0°	1750.5	1750.5	1750.5	1750.5	1750.5	1750.5	1750.5	1750.5	1750.5	1750.5	1750.5
2.5°	1735.3	1731.6	1716.0	1702.1	1687.6	1668.6	1647.7	1645.1	1632.3	1634.7	1630.3
5°	1701.0	1691.5	1653.9	1619.8	1579.5	1543.4	1504.2	1486.2	1460.2	1458.5	1451.9
7.5°	1651.9	1634.3	1576.0	1511.3	1446.6	1385.0	1324.0	1283.9	1243.0	1225.6	1224.1
10°	1596.7	1566.7	1480.9	1385.2	1291.9	1201.9	1114.7	1050.2	992.1	964.6	963.5
12.5°	1544.3	1500.1	1382.3	1252.0	1124.4	1007.7	888.2	803.5	730.7	706.2	695.9
15°	1499.8	1437.6	1286.4	1119.8	964.8	802.8	666.8	577.7	510.4	487.0	482.6
17.5°	1456.7	1376.6	1188.0	986.2	798.9	620.8	484.6	418.4	382.5	373.0	372.8
20°	1413.8	1313.9	1085.2	849.5	638.4	464.4	372.6	342.9	330.8	329.7	327.9
22.5°	1365.2	1247.4	977.2	712.4	498.3	365.1	316.7	304.8	303.3	307.2	307.2
25°	1319.6	1181.4	867.6	578.1	387.6	304.6	282.8	280.4	284.6	291.6	292.3
27.5°	1277.1	1117.8	760.6	458.9	310.5	268.3	259.3	262.1	269.6	277.7	278.0
30°	1242.1	1057.7	656.7	361.6	262.3	241.2	239.7	245.4	253.5	259.9	261.5
32.5°	1215.1	1006.4	556.4	290.7	230.9	221.0	222.3	227.1	232.2	235.7	238.1
35°	1202.5	962.4	463.7	245.2	210.8	205.3	207.1	209.7	211.9	214.6	216.6
37.5°	1204.7	928.3	381.0	216.8	197.4	194.5	194.5	194.5	194.5	195.9	196.1
40°	1225.2	908.7	313.6	198.7	188.4	185.3	182.9	180.7	178.9	179.8	179.4
42.5°	1277.6	906.9	264.3	187.3	181.1	176.1	171.2	168.1	165.9	166.8	167.3
45°	1366.5	929.0	231.1	179.1	174.3	166.6	160.4	157.1	155.6	158.5	158.9
47.5°	1481.6	976.9	210.8	173.2	167.9	157.8	151.2	148.1	148.6	152.7	153.8
50°	1629.9	1054.8	201.2	169.5	163.5	150.3	143.5	140.9	142.2	148.1	149.4
52.5°	1792.8	1167.1	202.3	168.4	160.7	144.8	137.5	134.5	136.7	142.2	143.3
55°	1980.7	1302.0	220.5	169.9	156.5	141.3	132.7	127.4	129.2	134.2	135.1
57.5°	2189.6	1456.5	257.3	169.5	151.2	138.0	127.6	119.7	121.0	124.1	125.0
60°	2407.0	1643.1	314.3	170.8	148.8	134.0	120.8	110.9	110.5	113.1	113.6
62.5°	2668.0	1859.0	379.4	171.7	150.3	129.0	111.8	102.1	100.8	101.5	101.9
65°	2937.0	2015.3	355.0	168.1	155.2	124.8	103.9	93.5	91.1	90.7	90.9
67.5°	2945.3	1847.8	248.9	161.1	157.1	122.6	97.9	86.3	82.3	80.8	80.5
70°	2641.4	1501.2	193.9	153.6	149.2	119.1	92.4	80.3	74.4	72.0	71.7
71°	2493.1	1381.9	183.8	149.9	143.3	115.5	90.0	77.7	71.5	68.9	68.4
72.5°	2260.4	1238.8	171.4	143.9	131.8	106.5	85.4	73.9	67.6	64.5	63.8
75°	1622.2	810.1	147.2	128.3	109.2	85.0	74.8	66.5	61.0	57.2	56.8
77.5°	625.0	322.4	111.4	106.7	83.6	66.5	61.6	57.4	53.5	49.7	49.5
80°	193.2	144.2	81.2	80.3	60.5	49.5	48.0	46.9	45.3	41.4	40.5
82.5°	103.2	82.7	55.9	51.9	39.6	33.0	34.8	35.2	35.4	31.3	30.8
85°	49.3	43.8	31.5	29.5	23.1	18.5	21.3	23.1	23.3	19.1	17.8
87.5°	23.5	22.9	14.7	11.2	8.6	6.2	7.5	9.2	10.1	7.3	6.4
90°	0.0	0.0	0.0	0.0	0.0	0.0	0.0	0.0	0.0	0.0	0.0

Signify Classified - Internal
Cooper Lighting Solutions Photometric Lab
1121 Highway 74 South
Peachtree City, GA 30269

Scaled Data Report



Report Generated By 670245982

Signify Classified - Internal
Cooper Lighting Solutions Photometric Lab
1121 Highway 74 South
Peachtree City, GA 30269

Scaled Data Report



Signify Classified - Internal
Cooper Lighting Solutions Photometric Lab
1121 Highway 74 South
Peachtree City, GA 30269

Scaled Data Report



Signify Classified - Internal
Cooper Lighting Solutions Photometric Lab
1121 Highway 74 South
Peachtree City, GA 30269

Scaled Data Report





--- HS — SS

Signify Classified - Internal
Cooper Lighting Solutions Photometric Lab
1121 Highway 74 South
Peachtree City, GA 30269

Scaled Data Report



u

Signify Classified - Internal
Cooper Lighting Solutions Photometric Lab
1121 Highway 74 South
Peachtree City, GA 30269

Scaled Data Report



Signify Classified - Internal
Cooper Lighting Solutions Photometric Lab
1121 Highway 74 South
Peachtree City, GA 30269

Scaled Data Report



(END OF REPORT)